

AIR FORCE™ AUTOMATIC DOOR OPENERS



1000's of UNITS
INSTALLED
WORLDWIDE!



SUPERIOR HIGH CYCLE LIFE WITH ULTRA-POWER™ STRENGTH

- ✓ **ADVANCED DESIGN CAN CYCLE 1000 TIMES A DAY WITH VIRTUALLY NO MAINTENANCE**
 - Powerful pneumatic strength and only 4 moving parts
- ✓ **DRIVES DOORS UP TO 600 POUNDS AND 60" WIDE**
 - High strength system handles the toughest applications with ease including heavy stainless steel or fiberglass
- ✓ **UNSURPASSED HIGH CYCLE LIFE WITH RATING FOR 10 MILLION CYCLES**
 - Unlike flimsy competitive models AIR FORCE™ has no helical gears or springs to wear or break and no lubricants to leak
- ✓ **OPENING SPEEDS UP TO 5 TIMES AS FAST AS TYPICAL OPERATORS**
 - Adjustable opening speeds from 1.5 to 5 seconds allows efficient and safe regulation of traffic flow and environmental conditions
- ✓ **ULTRA-POWER™ SYSTEM OPENING FORCE OF 200 LBS**
 - Up to 12 times the thrust of puny competitive models
- ✓ **NO CONNECTION TO DOOR ELIMINATES DOOR AND OPENER DAMAGE FROM VEHICULAR IMPACT**
 - Door can swing away from impact unlike weak "skinny arm" models. Also, this allows our system to typically exceed egress requirements
- ✓ **MANY 1000'S OF CUSTOMERS SAY AIR FORCE™ IS THE BEST!**
 - Ideal for pharmaceutical, postal, food, manufacturing and many other applications. Rugged corrosion resistant design for clean or washdown areas without regulatory concern
- ✓ **IDEAL FOR EXPLOSION PROOF APPLICATIONS AS CONTROL BOX CAN BE REMOTE MOUNTED**
- ✓ **EASILY INSTALLED BY PLANT MAINTENANCE OR INSTALLERS**

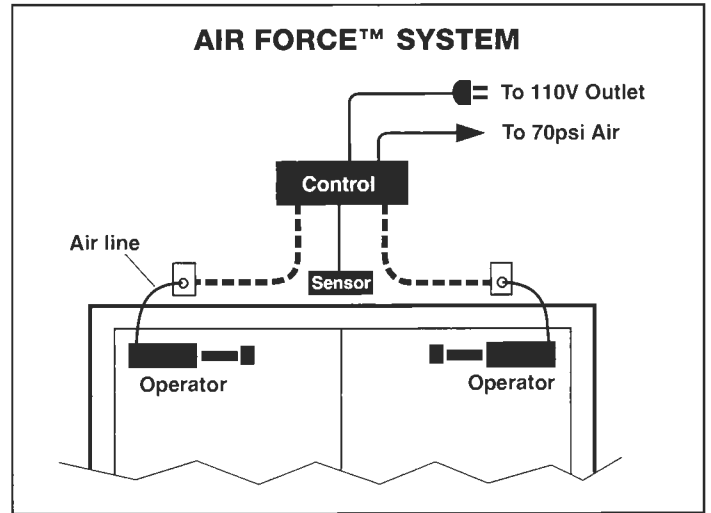
**AIR FORCE™ Automatic Door Opener E-600
Architectural Specifications - Short Form**

Supply where indicated on plans AIR FORCE™ Automatic Door Openers as manufactured by Erich Industries, Inc. (800) 882-5839.


Automatic door openers to be pneumatic, without gears, springs, clutches, or motors and not attached to the door. Ultra-Force™ system shall provide 200 lbs. of adjustable opening force by actuator arm and wheel. In event of emergency, door must operate independent of opener. Opener must be capable of opening free swinging door panels weighing 600 lbs. and 60" wide. Opening speed must be adjustable from 1.5 to 5 seconds. Opener will be capable of handling up to 1000 cycles per day and be rated for 10 million cycles. Closure shall be provided by standard pull side door closer.

Control system shall utilize standard 110V power, 60 HZ, 2 AMP with 24V controls. Air required shall be 70 PSI with .073 CFM per cycle. System shall utilize a variety of actuators including but not limited to push plates, motion detectors, pull cords, floor loops, card readers, optical scanners, photo eyes, and presence sensors. In applications where swing side obstructions or personnel exist, optional presence sensors are strongly suggested to prohibit automatic opening. Frame head shall be adequate for mounting of opener with 1/4" for metal and 1 1/2" for wood recommended.


Automatic door openers shall carry a limited 5-year warranty on opener system and 1 year on remaining components.



Our smaller E-300 Series units are still more powerful than most competitive models with the strength to drive doors up to 300 pounds.



Erich Industries can provide custom controls for virtually any application including multiple interlock, airlock, lockout, explosion proof, etc. Contact us with your requirements.



- Exceeds Requirements of FDA Code of Federal Regulations (CFR) Title 21 - Food and Drugs, Part 211
- Exceeds Requirements of USDA - FSIS Standards for Equipment



Performance Products Division
(800) 882-5839
www.CleanRoomDoors.com™

Distributed by:

