

KWIK-OP[®] 600 **postal**

A U T O M A T I C D O O R O P E R A T O R S

Pneumatic Operator:

- Open doors up to 600 lbs fast, without impact.
- 1000 cycles per day for high traffic areas.
- Suitable for doors up to 60" wide.
- Adjustable opening speed from 1 to 5 seconds.
- No permanent connection to door panel.



There is no reason to pay for door repairs or replacements over and over again. Kwik-Op[®] 600 Automatic Door Operators provide a simple, reliable alternative that your own maintenance staff can install in less than 5 hours.

In new installations, the good news is that Kwik-Op's fast, reliable opening cycle protects doors so well that affordable, lighter doors can be specified instead of costly impact doors.

The Kwik-Op 600 provides fast-response opening and programmable hold-open times to optimize productivity and minimize impact to personnel and loads, even in heavy motorized traffic.

The Kwik-Op 600 provides cost savings, safety and productivity increases

beyond other competitive automatic openers. Some of the cost savings your plant can experience include:

- Longer door life.
- Less door maintenance.
- Elimination of impact doors.
- Less load damage.
- Less impact stress on workers.
- Greater utilization of floor space.
- More productive traffic flow.
- Adjustable hold-open time.
- Energy savings.

With only 4 moving parts and a rugged pneumatic system, no other operator comes close to Kwik-Op's reliability. These units are rated for 10 million cycles and operate for years with virtually no maintenance. And they are covered by our 5 year warranty.

The Kwik-Op 600 Automatic Door Operator can be installed three ways and is compatible with virtually any type of swing door. Even with power off the door can be operated manually for safety and convenience.



Door Dynamics™

A Division of

CHASE Industries Inc.

110021 Commerce Park Drive
Cincinnati, OH 45246

Phone: 800-305-6736 • Fax: 511-385-4956

600 postal

Versatile Door Control Solutions

OPERATION

One or more sensors (activators) generate control and safety signals for one or two way installations. An air pressure regulator controls opening speed. Hold-open time can be set from the control box from 2 to 99 seconds.

CONTROL

Controller can power and signal numerous functions, such as security doors, fire doors and vestibule interlocks. Complex opening scenarios can be created, including simultaneous operation of 4 doors, thanks to controller capacity of up to 8 input signals and the ability to drive up to 8 different devices.

RETROFIT INSTALLATIONS

The entire Kwik-Op System can easily be installed by a plant maintenance person. All hardware, hole pattern/location

templates, plated fasteners, wiring and instructions are provided.

The control box can be located where convenient, up to 25' from the Kwik-Op, with a single flexible air line running to each door operator. Simple plug-in 110V electrical connections and a single air line connection links the Kwik-Op to the plant's air system. A compact air compressor is also available when shop air is not.

When retrofitting to a center hung door the cam lift hinge is permanently removed. The resulting space can be filled with an available filler tube or channel. In new installations using Kwik-Op, a taller door can be specified in the same opening.

ACTIVATORS

A wide variety of activators are available, including infrared, touch, pull chain and many more. All commonly available sensors are compatible with Kwik-Op's control system. For more information, see our Activator Specifications Sheet.

SECURITY OPTIONS

Keypad or card reader options will permit operation of electric locking devices, including proof of closure signals. A presence sensor can prevent opening if the door is obstructed. Operation can be overridden by signals from the building's fire system.

SPECIFICATIONS

Door Weight:
Up to 600 lbs

Door Size:
24 to 60 inches

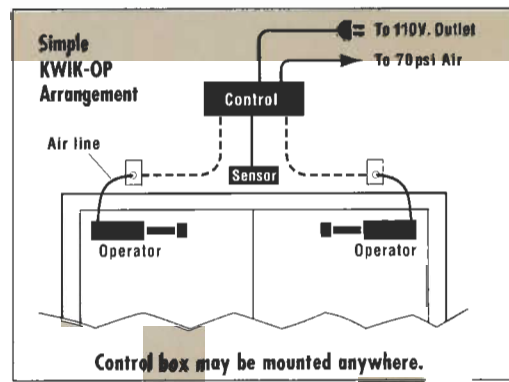
Electrical Power:
110VAC 60HZ

Electrical Control:
24VAC signal

Opening Force:
150 lbs

Cylinder:
2" diameter x 8" stroke

Air Requirement:
70psi, .073 CFM per cycle

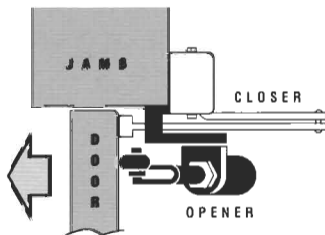


USPS APPROVED APPLICATIONS

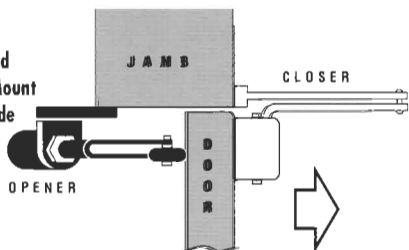
- Handicap Compliance
- Warehousing
- Maintenance Shops
- Shipping
- Carrier Vestibule
- Processing Areas
- Mailing Vestibule
- Loading Docks
- Mailing and Personnel

Door Dynamics™ and Kwik-Op® are approved under USPS Master Specifications, Sections 08711 and 08310, issued 4/30/1997.

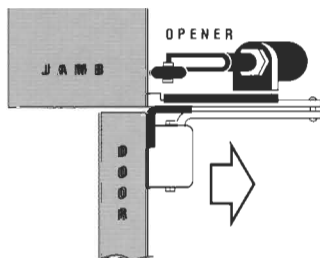
Jamb-Mount Push Side Installation



Standard Jamb-Mount Push Side



Door Mount Swing Side Installation



A division of
CHASE Industries Inc.

10021 Commerce Park Drive
Cincinnati, OH 45246
Fax: 541-385-4956

Phone: 800-305-6736