




Relay Lockout Module with Safety Beams

SENSORS & SWITCHES



Product Name RLM

Relay Lockout Module with Safety Beams

Manufacturer

MS SEDCO
8701 Castle Park Drive
Indianapolis, IN 46256
Phone: (800) 842-2545
www.mssedco.com

Product Description

BASIC USE

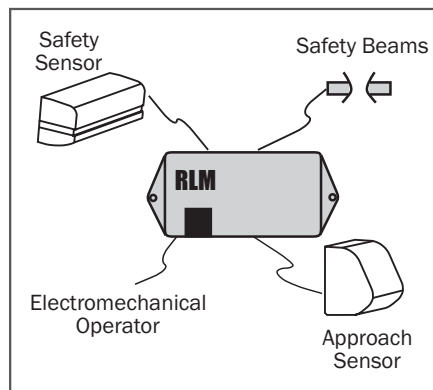
The RLM is a microprocessor based relay lockout module with safety beams designed to meet the ANSI A156.10 2005 requirements that one-way traffic power operated pedestrian swing doors (typically supermarket doors) have an additional safety device installed when the overhead safety sensor is prevented from providing a safety signal during the closing cycle.

The RLM is equipped with Intelligent Door Position™ monitoring circuitry that will automatically identify a swing door's open and closed positions and determine its closing time.

The RLM then controls the approach sensor, overhead safety sensor and safety beams. The proprietary software monitors the door's position and controls when to inhibit the signal from the overhead safety sensor during the closing cycle while simultaneously monitoring the safety beams and when to prevent reactivation of the approach sensor. By providing a single-source control for the approach sensor, overhead safety sensor and safety beams, the RLM streamlines installations by eliminating products and speeds up installation time by ending "trial and error" manual adjustments.

The RLM can also be used on operators not equipped with a safety circuit providing a more economical upgrade alternative to replacing expensive operator controls.

The RLM is for use on electromechanical operators only.



Technical Data SPECIFICATIONS

Model	RLM
Power	12 to 24 V AC or DC
Power Consumption	<1W
Output Contact	Form C, Rated At 3 Amps
Temperature	-22°F to 158°F (-30°C to 70°C)
Color	Flat Black
Enclosure	ABS Plastic
Weight	0.25 lb.

Physical Size

Control Module:

4 3/4"L x 2 1/4"W x 3/4"H

Safety Beams:

2 7/8"L x 1 1/2"W x 1"H

APPLICABLE STANDARDS

American National Standards Institute (ANSI) - Building Hardware Manufacturers Association (BHMA) - ANSI/BHMA A156.10 & A156.19.

Availability & Cost

AVAILABILITY

Available internationally from manufacturer's authorized distributors; contact MS SEDCO for the location of nearest distributor.

COST

Cost information on MS SEDCO products is available from the manufacturer's authorized distributor.



Relay Lockout Module with Safety Beams



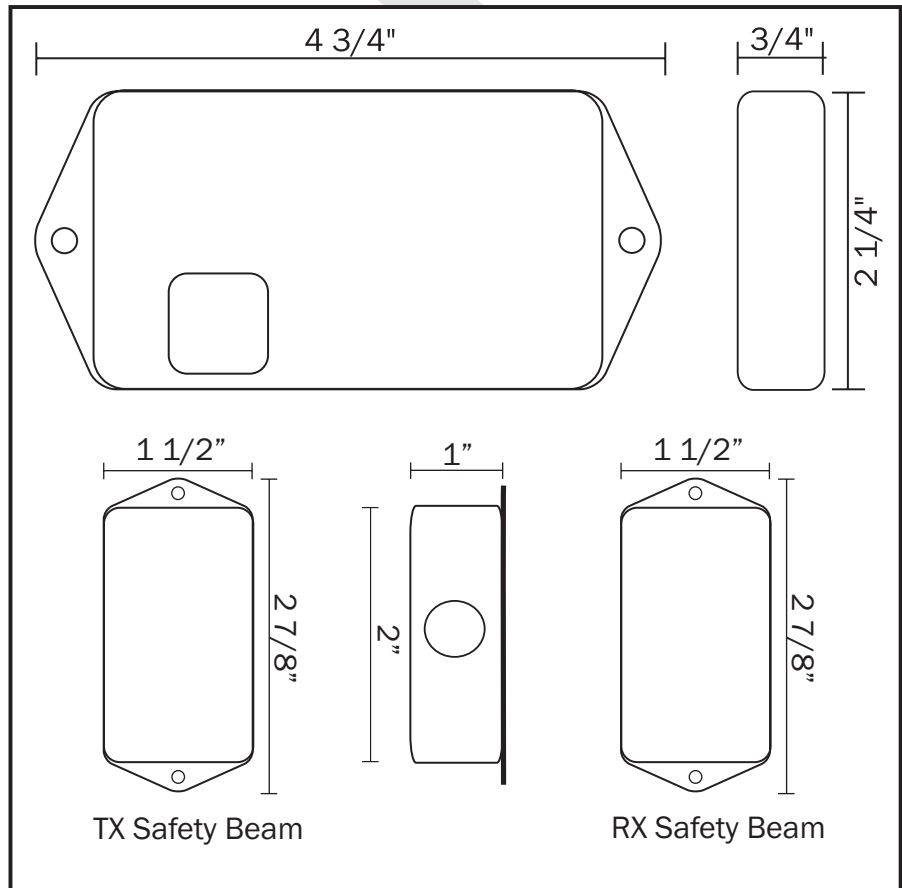
SENSORS & SWITCHES

Warranty

MS SEDCO, Inc. guarantees this product to be free from manufacturing defects for one year from date of installation. Unless MS SEDCO is notified of the date of installation, the warranty will be in effect for one year from the date of shipment from our factory. If, during the first year, this product fails to operate and has not been tampered with or abused, the unit can be returned prepaid to the factory and be repaired free of charge. After one year, the unit will be repaired for a nominal service charge. **Limited warranty is in lieu of all other warranties, expressed or implied, including any implied warrantability of merchantability.** No representative or person is authorized to assume for MS SEDCO any other liability in connection with the sale of our products. All warranties are limited to the duration of this written limited warranty. In no event shall MS SEDCO be liable for any special, incidental, consequential or other damage arising from any unclaimed breach of warranty as to its products or services.

personnel offer design assistance and technical support. Local distributors are also available to assist in selecting appropriate devices for specific uses and to provide onsite installation.

DIMENSIONS



Maintenance

MS SEDCO recommends that all maintenance and adjustments be performed by an AAADM Certified Technician.

Technical Services

MS SEDCO's staff of factory trained sales and service